



Multi-agency Discharge Event (MaDE) Dashboard

Version 1.1



What is the approach?

A multi-agency discharge event (MaDE) brings together the local health system to support improved patient flow across the system, recognise and unblock delays, and challenge, improve and simplify complex discharge processes.

What do we want to achieve?

- to unblock delays and simplify process across the whole system
- to free up beds and increase flow as part of an escalation process
- to reduce length of stay
- to increase morning discharges

18/01/2024

09:13:23

Report Last Refreshed

1/17/2024 5:07:54

PM

Latest S1 data available

CWP Inpatients

Out of Area Placements

Total Inpatients in CWP Wards

206

CRFD Patients in CWP Wards

20

OOA OBD in latest week

104

OOA Patients in latest week

18

OBD in latest week (inappropriate)

7

Patients in latest week (inappropriate)

1

This report does not include Low Secure Wards (Alderley, Saddlebridge), CAMHS, or Oaktrees Eating Disorder Wards as Commissioned by a Provider Collaborative.

Patient level detail can be found for all current CWP inpatients in the final 2 pages including those currently CRFD.

For a further breakdown of patient level information for any of the measures and metrics in this report, please refer to the suite of Paginated Reports below this dashboard (Sharepoint online - development in progress).

Information about this Dashboard

Refresh Schedule

Set to automatically refresh at 9.30am every morning.

Source of data

All information is pulled from SystemOne on a daily basis.

Data pulled at 9.30am in the morning will always have up to the previous night's data, unless stated otherwise in the box above.



Current CWP Inpatients



Cheshire and Wirral Partnership
NHS Foundation Trust

Showing current CWP inpatients by ward, count of those delayed / CRFD / MFRD / rated as Red, and varied average and maximum lengths of stay, and delays.

20

No. of CRFD Patients

171

ALOS (all patients)

65

Median LOS (all patients)

36

Min Delay

237

Average of Delayed Days

421

ALOS (CRFD only)

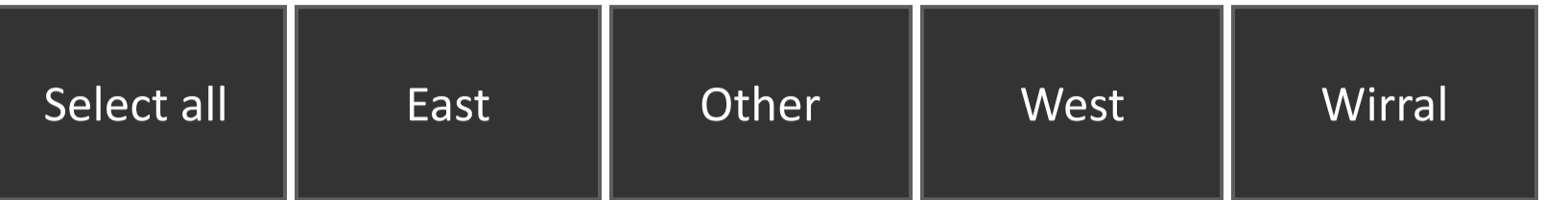
291

Median LOS (CRFD only)

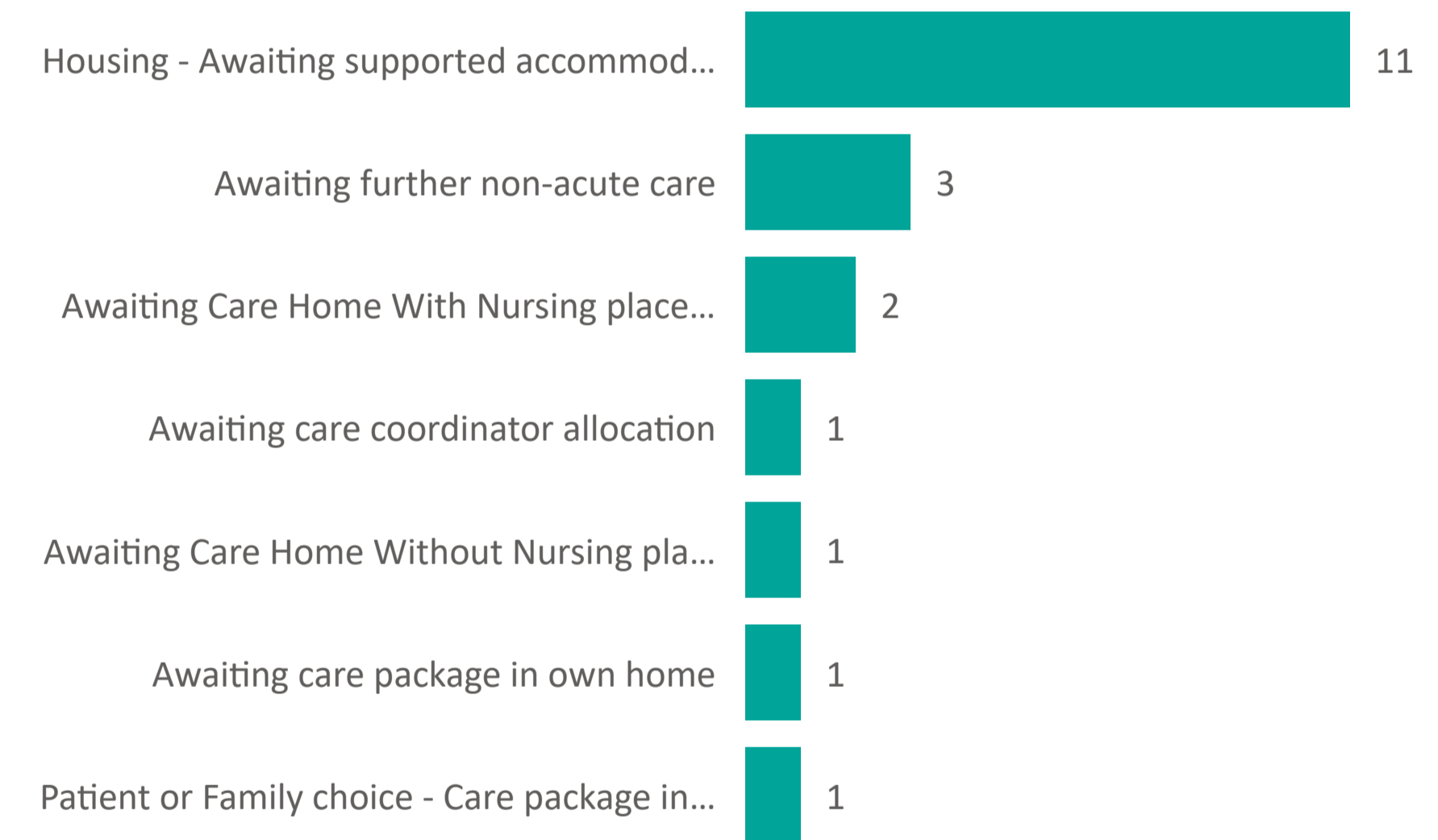
638

Max Delay

Patient Address Locality

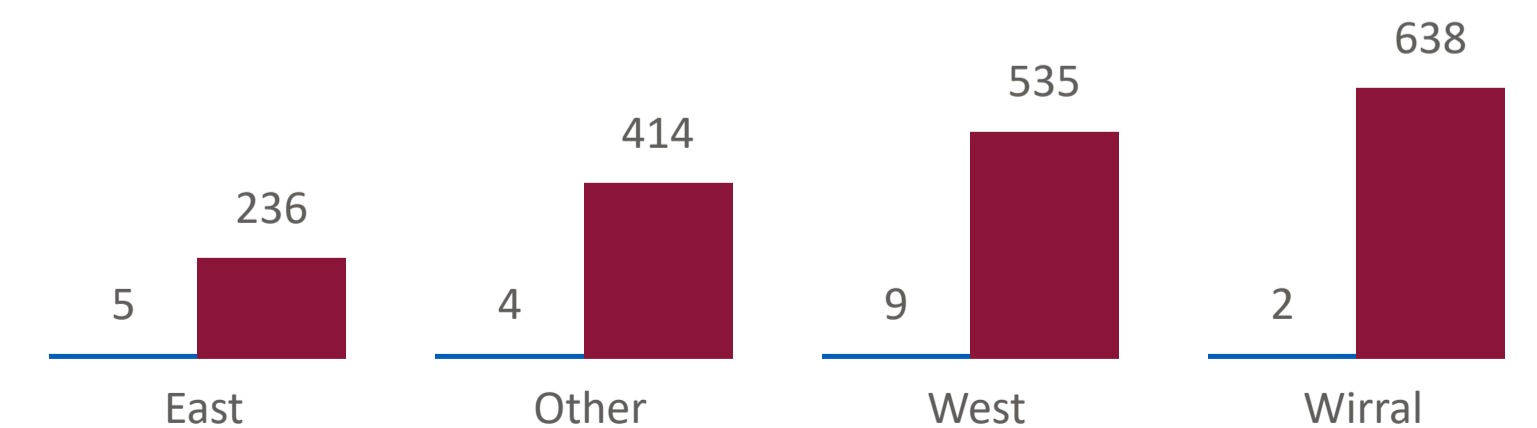


CRFD Delay Reason



| Ward | No. patients | Total LOS | ALOS | Median LOS | R2G - Green patients | R2G - Red patients | CRFD | MFRD | Average days until CRFD | Average days CRFD delayed | Total CRFD delayed days | Longest CRFD delay |
|--------------------|--------------|--------------|------------|------------|----------------------|--------------------|-----------|-----------|-------------------------|---------------------------|-------------------------|--------------------|
| Willow Ward | 7 | 1288 | 184 | 97 | 2 | 1 | 0 | 0 | | | | |
| Silk Ward | 9 | 837 | 93 | 30 | 7 | 2 | 1 | 1 | 90 | 119 | 119 | 119 |
| Rosewood Ward | 15 | 7678 | 512 | 518 | 4 | 3 | 6 | 4 | 285 | 407 | 2443 | 638 |
| Riverwood Ward | 12 | 624 | 52 | 35 | 10 | 2 | 0 | 0 | | | | |
| Mulberry Ward | 25 | 1313 | 53 | 13 | 19 | 6 | 3 | 3 | 36 | 133 | 398 | 248 |
| Meadowbank Ward | 12 | 850 | 71 | 75 | 5 | 7 | 0 | 0 | | | | |
| Maple Ward | 18 | 11703 | 650 | 533 | 3 | 4 | 1 | 1 | 1155 | 132 | 132 | 132 |
| Lakefield Ward | 19 | 2287 | 120 | 64 | 11 | 8 | 3 | 0 | 87 | 137 | 411 | 236 |
| Juniper Ward | 23 | 1243 | 54 | 28 | 20 | 3 | 0 | 0 | | | | |
| Greenways A&T Ward | 4 | 495 | 124 | 94 | 0 | 0 | 0 | 0 | | | | |
| Eastway A&T Ward | 4 | 1086 | 272 | 269 | 0 | 0 | 3 | 3 | 59 | 284 | 852 | 414 |
| Cherry Ward | 10 | 603 | 60 | 52 | 4 | 3 | 0 | 0 | | | | |
| Brooklands Ward | 8 | 2036 | 255 | 138 | 4 | 4 | 1 | 0 | 36 | 128 | 128 | 128 |
| Brackendale Ward | 20 | 1880 | 94 | 79 | 12 | 8 | 0 | 0 | | | | |
| Beech Ward | 20 | 1370 | 69 | 61 | 13 | 7 | 2 | 0 | 64 | 132 | 264 | 139 |
| Total | 206 | 35293 | 171 | 65 | 114 | 58 | 20 | 12 | 183 | 237 | 4747 | 638 |

CRFD by Locality



● No. of CRFD Patients ● Longest delayed patient



Historical CRFD (Clinically Ready for Discharge) Delays



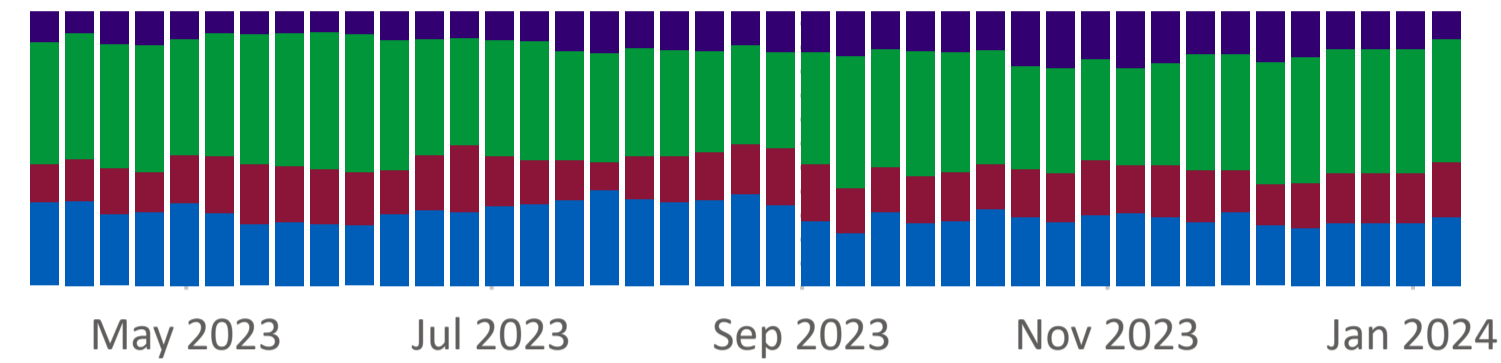
Cheshire and Wirral Partnership
NHS Foundation Trust

Patient Address Locality

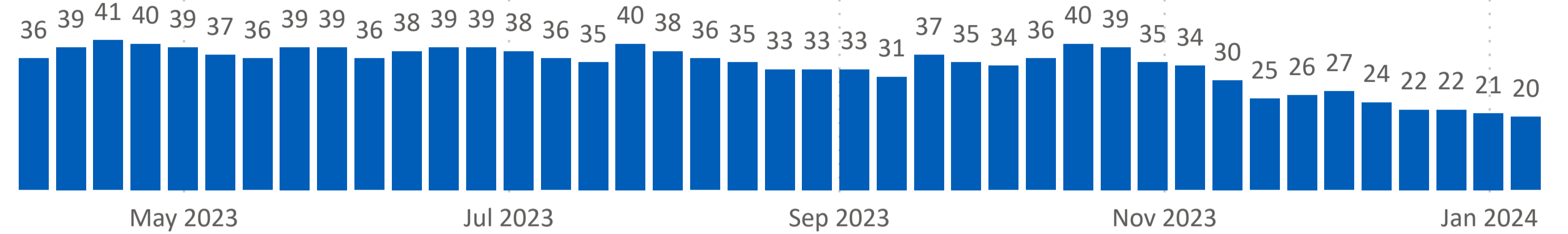
- Select all
- East
- Other
- West
- Wirral

Proportion of delayed patients by Locality

Locality ● East ● Other ● West ● Wirral



Number of delayed patients

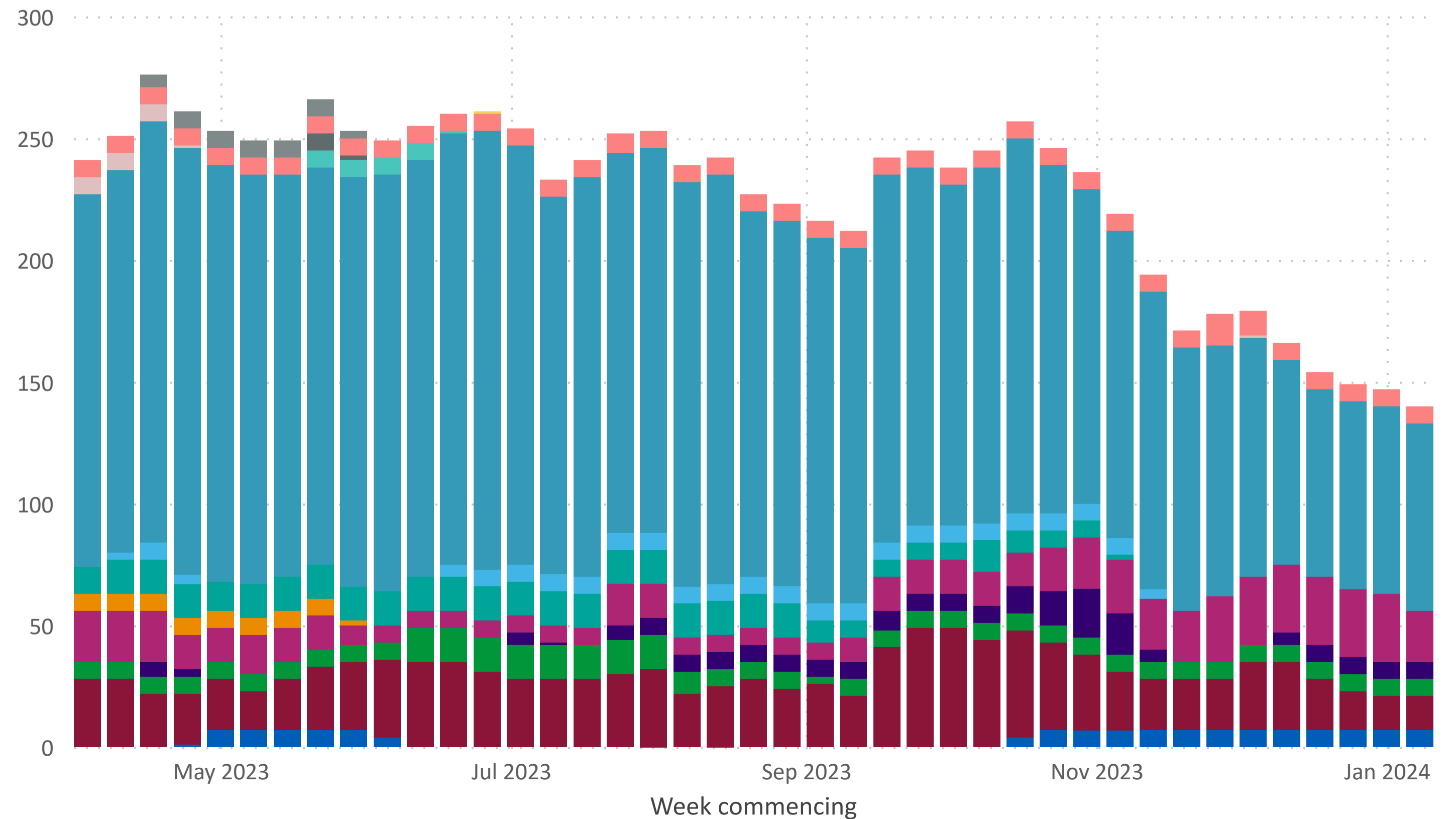


Ward

- Select all
- Entered outside of a ward stay
- Beech Ward
- Brackendale Ward
- Brooklands Ward
- Cherry Ward
- Eastway A&T Ward
- Greenways A&T Ward
- Juniper Ward
- Lakefield Ward
- Maple Ward
- Meadowbank Ward
- Mulberry Ward
- Riverwood Ward
- Rosewood Ward
- Silk Ward
- Willow Ward

Delayed days per week by Reason

- Awaiting care coordinator allocation
- Awaiting Care Home With Nursing placement or availability
- Awaiting Care Home Without Nursing placement or availability
- Awaiting care package in own home
- Awaiting further non-acute care
- Awaiting Ministry of Justice agreement/permission of proposed ...
- Housing - Awaiting availability of needs housing as patient NOT c...
- Housing - Awaiting emergency accommodation from the Local A...
- Housing - Awaiting supported accommodation
- Housing - Single homeless patients or asylum seekers NOT cover...
- Patient or Family choice - Care Home With Nursing placement
- Patient or Family choice - Care Home Without Nursing placement
- Patient or Family choice - Care package in own home
- Patient or Family choice - Child or young person awaiting social c...
- Patient or Family choice - Non-acute NHS care
- Patient or Family choice - Supported accommodation





Historical CRFD (Clinically Ready for Discharge) Delays

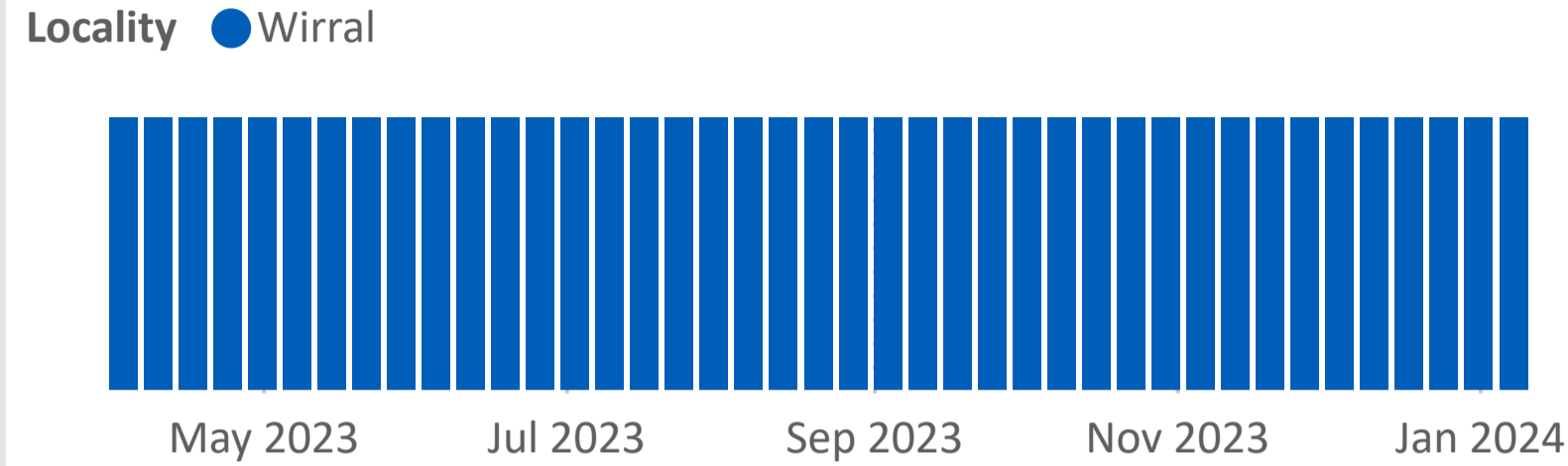


Cheshire and Wirral Partnership
NHS Foundation Trust

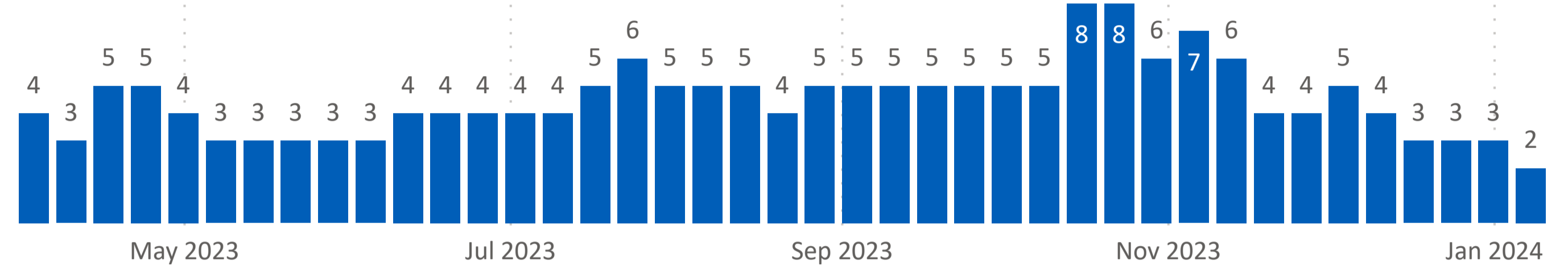
Patient Address Locality

- Select all
- East
- Other
- West
- Wirral

Proportion of delayed patients by Locality



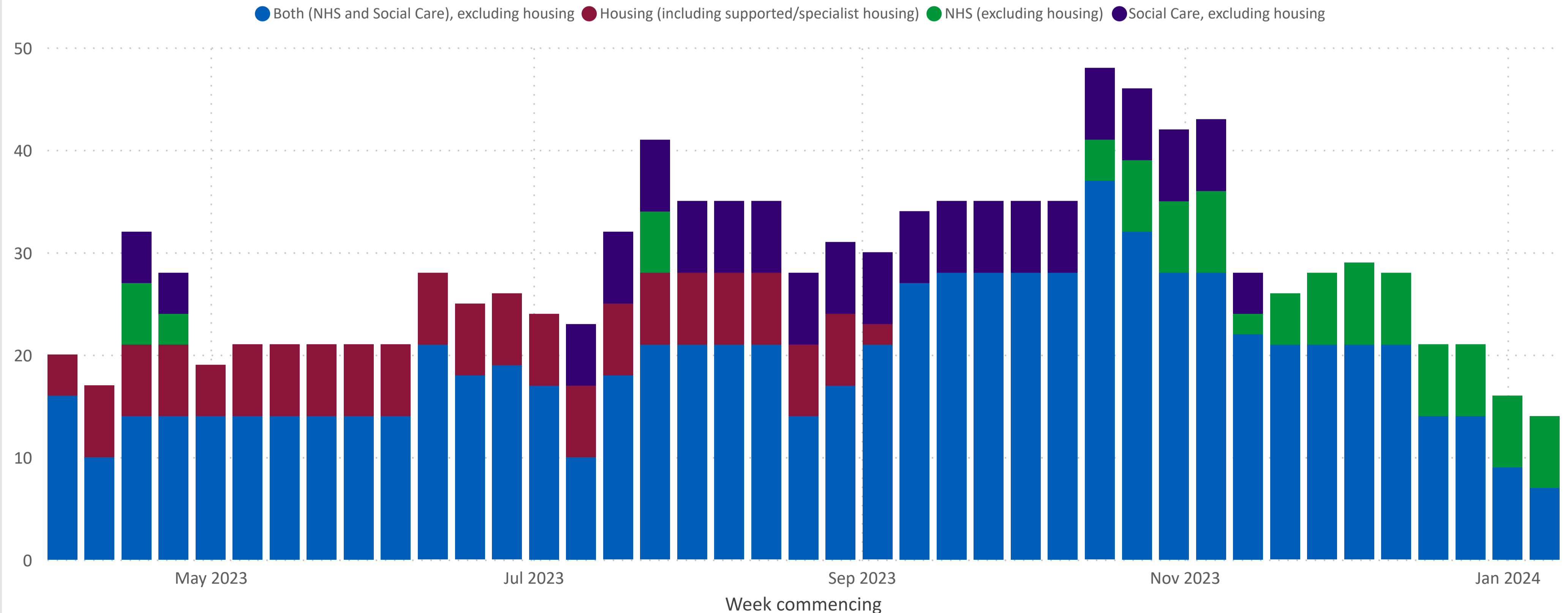
Number of delayed patients



Ward

- Select all
- Entered outside of a ward stay
- Beech Ward
- Brackendale Ward
- Brooklands Ward
- Eastway A&T Ward
- Juniper Ward
- Lakefield Ward
- Mulberry Ward
- Rosewood Ward

Delayed days per week by Responsibility





Historical CRFD (Clinically Ready for Discharge) Delays - Detail



Cheshire and Wirral
Partnership
NHS Foundation Trust

Delay Responsibility

- Select all
- Both (NHS and Social Care), excluding housing
- Housing (including supported/specialist housing)
- NHS (excluding housing)
- Social Care, excluding housing

Delay Reason

- Select all
- Awaiting care coordinator allocation
- Awaiting Care Home With Nursing placement ...
- Awaiting Care Home Without Nursing placeme...
- Awaiting care package in own home
- Awaiting further non-acute care
- Awaiting Ministry of Justice agreement/permis...
- Housing - Awaiting availability of needs housin...
- Housing - Awaiting emergency accommodatio...
- Housing - Awaiting supported accommodation
- Housing - Single homeless patients or asylum s...
- Patient or Familv choice - Care Home With Nur...

Ward

- Select all
- Entered outside of a ward stay
- Beech Ward
- Brackendale Ward
- Brooklands Ward
- Cherry Ward
- Eastway A&T Ward
- Greenways A&T Ward
- Juniper Ward
- Lakefield Ward
- Maple Ward
- Meadowbank Ward

| Locality Week commencing | East | | Other | | West | | Wirral | | Total | |
|-----------------------------|--------------|--------------|--------------|--------------|--------------|--------------|--------------|--------------|--------------|--------------|
| | Delayed Days | No. Patients | Delayed Days | No. Patients | Delayed Days | No. Patients | Delayed Days | No. Patients | Delayed Days | No. Patients |
| 08/01/24 | 35 | 5 | 28 | 4 | 63 | 9 | 14 | 2 | 140 | 20 |
| 01/01/24 | 35 | 5 | 28 | 4 | 68 | 10 | 16 | 3 | 147 | 21 |
| 25/12/23 | 35 | 5 | 28 | 4 | 65 | 10 | 21 | 3 | 149 | 22 |
| 18/12/23 | 35 | 5 | 28 | 4 | 70 | 10 | 21 | 3 | 154 | 22 |
| 11/12/23 | 35 | 5 | 26 | 4 | 77 | 11 | 28 | 4 | 166 | 24 |
| 04/12/23 | 38 | 6 | 28 | 4 | 84 | 12 | 29 | 5 | 179 | 27 |
| 27/11/23 | 46 | 7 | 28 | 4 | 76 | 11 | 28 | 4 | 178 | 26 |
| 20/11/23 | 42 | 6 | 31 | 5 | 72 | 11 | 26 | 4 | 171 | 25 |
| 13/11/23 | 47 | 8 | 41 | 6 | 78 | 12 | 28 | 6 | 194 | 30 |
| 06/11/23 | 59 | 9 | 38 | 6 | 79 | 12 | 43 | 7 | 219 | 34 |
| 30/10/23 | 63 | 9 | 44 | 7 | 87 | 13 | 42 | 6 | 236 | 35 |
| 23/10/23 | 60 | 9 | 43 | 7 | 97 | 15 | 46 | 8 | 246 | 39 |
| 16/10/23 | 61 | 10 | 48 | 7 | 100 | 15 | 48 | 8 | 257 | 40 |
| 09/10/23 | 68 | 10 | 42 | 6 | 100 | 15 | 35 | 5 | 245 | 36 |
| 02/10/23 | 56 | 8 | 42 | 6 | 105 | 15 | 35 | 5 | 238 | 34 |
| 25/09/23 | 56 | 8 | 42 | 6 | 112 | 16 | 35 | 5 | 245 | 35 |
| 18/09/23 | 55 | 10 | 41 | 6 | 111 | 16 | 35 | 5 | 242 | 37 |
| 11/09/23 | 42 | 6 | 35 | 5 | 101 | 15 | 34 | 5 | 212 | 31 |
| 04/09/23 | 51 | 8 | 45 | 7 | 90 | 14 | 30 | 5 | 216 | 33 |
| 28/08/23 | 63 | 10 | 45 | 7 | 84 | 12 | 31 | 5 | 223 | 33 |
| 21/08/23 | 73 | 11 | 42 | 6 | 84 | 12 | 28 | 4 | 227 | 33 |
| 14/08/23 | 74 | 11 | 42 | 6 | 91 | 13 | 35 | 5 | 242 | 35 |
| 07/08/23 | 71 | 11 | 42 | 6 | 91 | 14 | 35 | 5 | 239 | 36 |
| 31/07/23 | 77 | 12 | 40 | 6 | 101 | 15 | 35 | 5 | 253 | 38 |
| 24/07/23 | 82 | 14 | 28 | 4 | 101 | 16 | 41 | 6 | 252 | 40 |
| 17/07/23 | 76 | 11 | 35 | 5 | 98 | 14 | 32 | 5 | 241 | 35 |
| 10/07/23 | 70 | 11 | 36 | 6 | 104 | 16 | 23 | 4 | 233 | 36 |
| 03/07/23 | 69 | 11 | 49 | 7 | 112 | 16 | 24 | 4 | 254 | 38 |
| 26/06/23 | 72 | 11 | 54 | 10 | 109 | 16 | 26 | 4 | 261 | 39 |
| 19/06/23 | 77 | 11 | 50 | 8 | 108 | 17 | 25 | 4 | 260 | 39 |



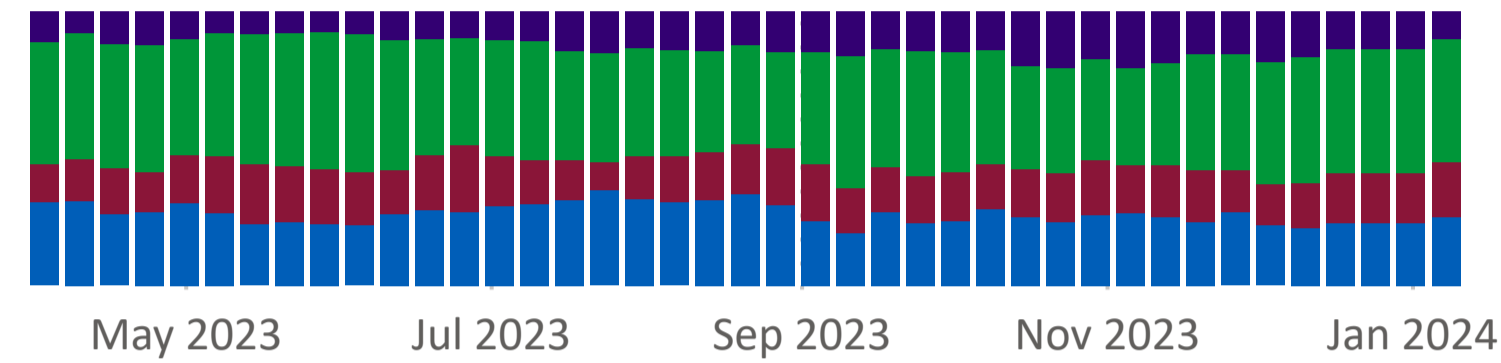
Cumulative Delayed Days

Patient Address Locality

- Select all
- East
- Other
- West
- Wirral

Proportion of delayed patients by Locality

Locality ● East ● Other ● West ● Wirral



Ward

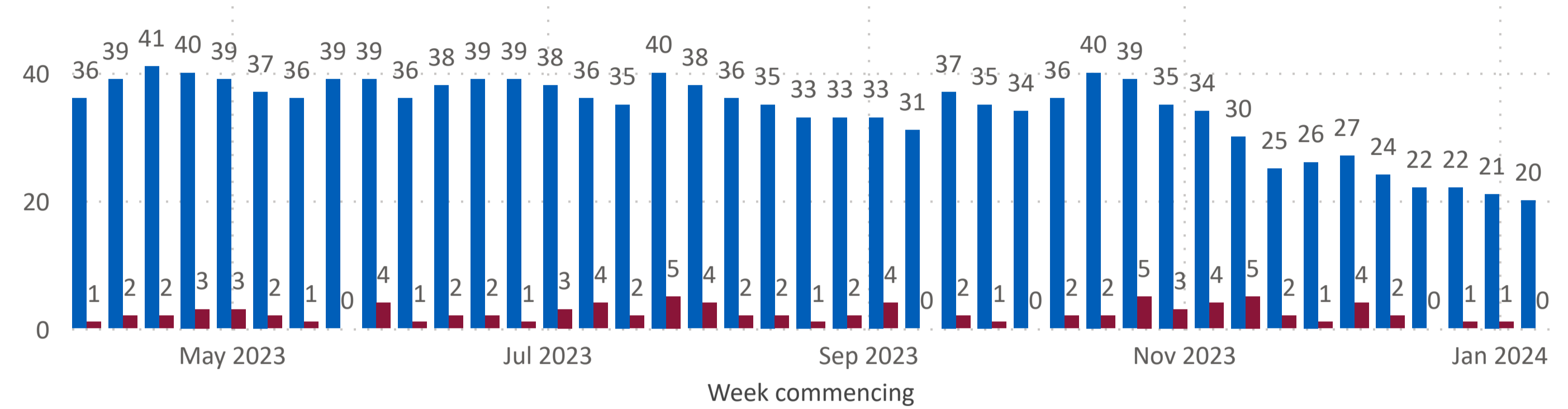
- Select all
- Entered outside of a ward stay
- Beech Ward
- Brackendale Ward
- Brooklands Ward
- Cherry Ward
- Eastway A&T Ward
- Greenways A&T Ward
- Juniper Ward
- Lakefield Ward
- Maple Ward
- Meadowbank Ward
- Mulberry Ward
- Riverwood Ward
- Rosewood Ward
- Silk Ward
- Willow Ward

Delay Reason

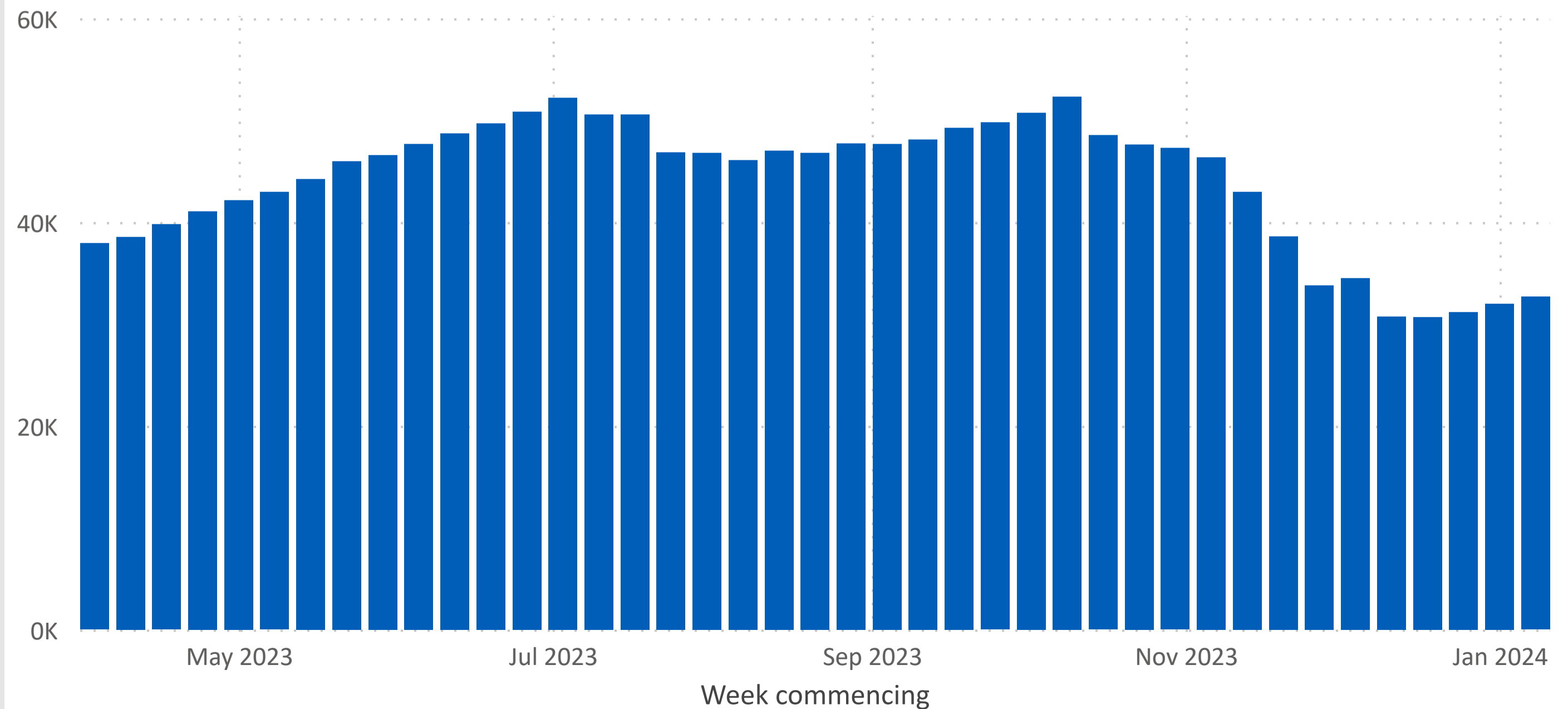
- Select all
- Awaiting care coordinator allocation
- Awaiting Care Home With Nursing placement o...
- Awaiting Care Home Without Nursing placeme...
- Awaiting care package in own home
- Awaiting further non-acute care
- Awaiting Ministry of Justice agreement/permis...
- Housing - Awaiting availability of needs housing...
- Housing - Awaiting emergency accommodation ...
- Housing - Awaiting supported accommodation
- Housing - Single homeless patients or asylum se...
- Patient or Family choice - Care Home With Nurs...
- Patient or Family choice - Care Home Without ...
- Patient or Family choice - Care package in own ...
- Patient or Family choice - Child or young person...
- Patient or Family choice - Non-acute NHS care
- Patient or Family choice - Supported accommo...

Number of delayed and discharged patients

● No. of patients delayed in week ● No. of CRFD patients discharged in week



Cumulative delayed days since declared CRFD





Occupied Bed Days for OOA Patients

Showing OOA placements and bed days for each week commencing 1st April 2023, split by Appropriate / Inappropriate and PICU or Acute.

Patient address locality

- Select all
- Wirral
- West
- Other
- Missing
- East

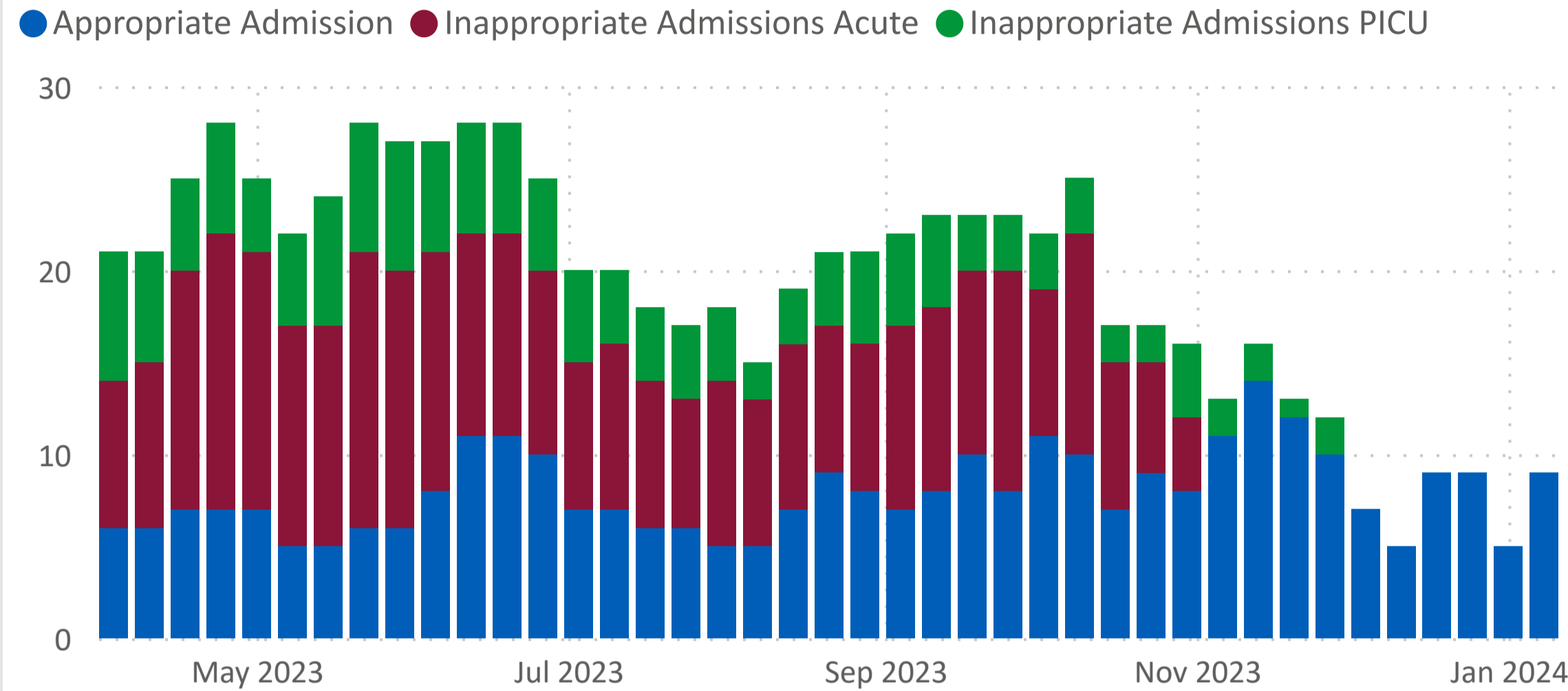
OOA Ward Type

- Select all
- Appropriate Admission
- Inappropriate Admissions Acute
- Inappropriate Admissions PICU

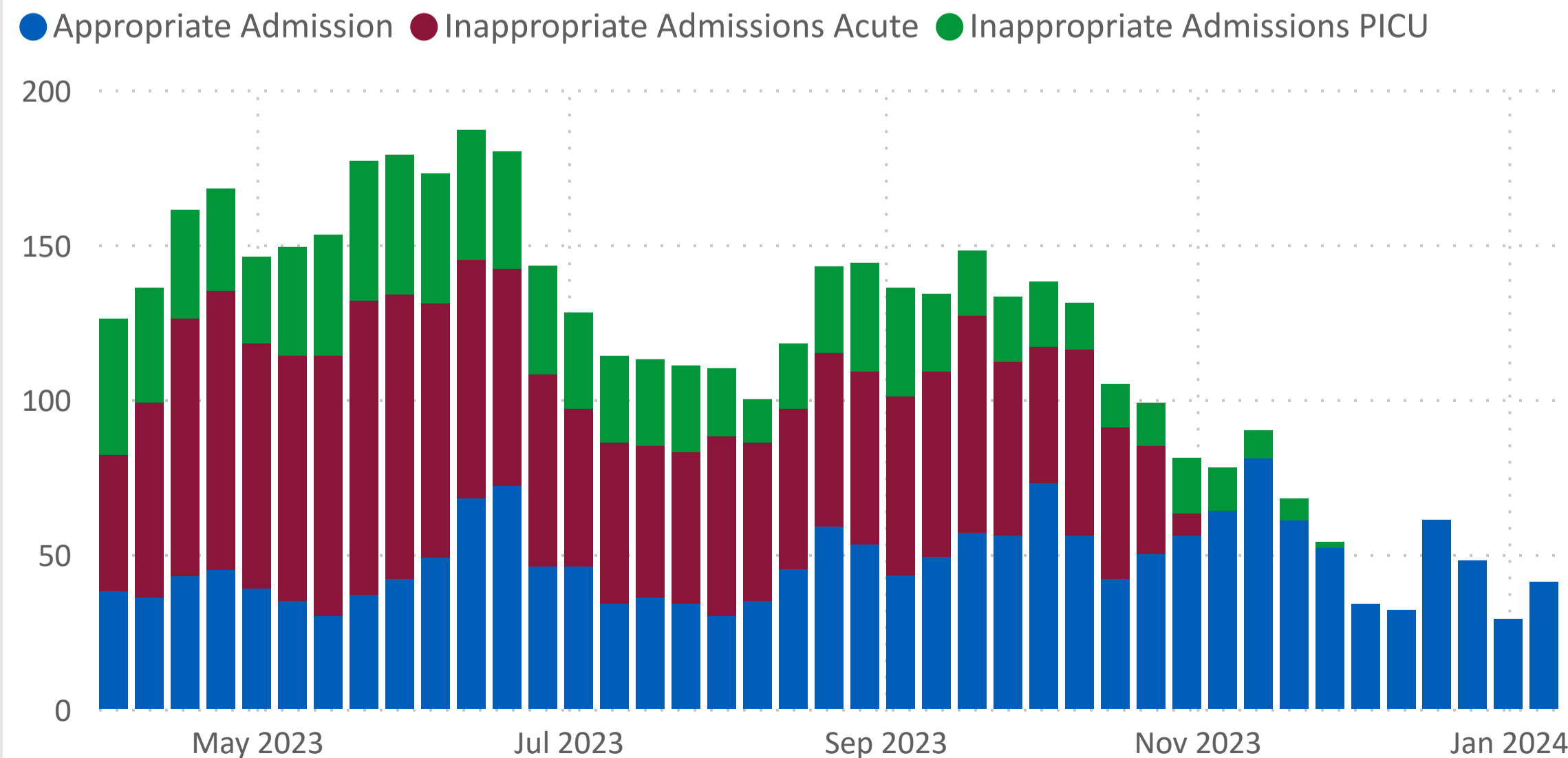
Week commencing

- Select all
- 23/24
- April
- May
- June
- July
- August
- September
- October
- November
- December
- January

OOA Patients by week



Occupied Bed Days by week



| Ward Type | Appropriate Admission | | Inappropriate Admissions Acute | | Inappropriate Admissions PICU | | Total | |
|-----------------|-----------------------|----------|--------------------------------|----------|-------------------------------|----------|-------|----------|
| | OBD | Patients | OBD | Patients | OBD | Patients | OBD | Patients |
| Week commencing | | | | | | | | |
| 08/01/24 | 41 | 9 | | | | | 41 | 9 |
| 01/01/24 | 29 | 5 | | | | | 29 | 5 |
| 25/12/23 | 48 | 9 | | | | | 48 | 9 |
| 18/12/23 | 61 | 9 | | | | | 61 | 9 |
| 11/12/23 | 32 | 5 | | | | | 32 | 5 |
| 04/12/23 | 34 | 7 | | | | | 34 | 7 |
| 27/11/23 | 52 | 10 | | | 2 | 2 | 54 | 12 |
| 20/11/23 | 61 | 12 | | | 7 | 1 | 68 | 13 |
| 13/11/23 | 81 | 14 | | | 9 | 2 | 90 | 16 |
| 06/11/23 | 64 | 11 | | | 14 | 2 | 78 | 13 |
| 30/10/23 | 56 | 8 | 7 | 4 | 18 | 4 | 81 | 16 |
| 23/10/23 | 50 | 9 | 35 | 6 | 14 | 2 | 99 | 17 |
| 16/10/23 | 42 | 7 | 49 | 8 | 14 | 2 | 105 | 17 |
| 09/10/23 | 56 | 10 | 60 | 12 | 15 | 3 | 131 | 25 |
| 02/10/23 | 73 | 11 | 44 | 8 | 21 | 3 | 138 | 22 |
| 25/09/23 | 56 | 8 | 56 | 12 | 21 | 3 | 133 | 23 |
| 18/09/23 | 57 | 10 | 70 | 10 | 21 | 3 | 148 | 23 |
| 11/09/23 | 49 | 8 | 60 | 10 | 25 | 5 | 134 | 23 |
| 04/09/23 | 43 | 7 | 58 | 10 | 35 | 5 | 136 | 22 |
| 28/08/23 | 53 | 8 | 56 | 8 | 35 | 5 | 144 | 21 |
| 21/08/23 | 59 | 9 | 56 | 8 | 28 | 4 | 143 | 21 |
| 14/08/23 | 45 | 7 | 52 | 9 | 21 | 3 | 118 | 19 |
| 07/08/23 | 35 | 5 | 51 | 8 | 14 | 2 | 100 | 15 |
| 31/07/23 | 30 | 5 | 58 | 9 | 22 | 4 | 110 | 18 |
| 24/07/23 | 34 | 6 | 49 | 7 | 28 | 4 | 111 | 17 |
| 17/07/23 | 36 | 6 | 49 | 8 | 28 | 4 | 113 | 18 |
| 10/07/23 | 34 | 7 | 52 | 9 | 28 | 4 | 114 | 20 |
| 03/07/23 | 46 | 7 | 51 | 8 | 31 | 5 | 128 | 20 |
| 26/06/23 | 46 | 10 | 62 | 10 | 35 | 5 | 143 | 25 |
| 19/06/23 | 72 | 11 | 70 | 11 | 38 | 6 | 180 | 28 |
| 12/06/23 | 68 | 11 | 77 | 11 | 42 | 6 | 187 | 28 |
| 05/06/23 | 49 | 8 | 82 | 13 | 42 | 6 | 173 | 27 |



Current CWP Inpatients - All Detail



Cheshire and Wirral Partnership
NHS Foundation Trust

| Ward | NHS Number | Current Age | Current Place | Current Local Authority | Admission Date | CRFD | Total Length of Stay | Latest R2G status | Latest R2G status entered | Latest Red2Green status reason |
|------------------|------------|-------------|------------------|-----------------------------------|----------------|------|----------------------|-------------------|---------------------------|------------------------------------|
| Beech Ward | 4369597668 | 31 | NHS CHESHIRE CCG | CHESHIRE WEST AND CHESTER COUNCIL | 17/11/23 | | 62 | Green | 17/01/24 | |
| Beech Ward | 4761788151 | 62 | NHS CHESHIRE CCG | CHESHIRE EAST COUNCIL | 03/01/24 | | 15 | Green | 17/01/24 | |
| Beech Ward | 4761825952 | 60 | NHS CHESHIRE CCG | CHESHIRE WEST AND CHESTER COUNCIL | 19/11/23 | | 60 | Green | 17/01/24 | |
| Beech Ward | 4844616064 | 30 | NHS WIRRAL CCG | WIRRAL BOROUGH COUNCIL | 30/12/23 | | 19 | Green | 17/01/24 | |
| Beech Ward | 4993295626 | 33 | NHS CHESHIRE CCG | CHESHIRE WEST AND CHESTER COUNCIL | 10/05/23 | ! | 253 | Red | 17/01/24 | Waiting for placement confirmation |
| Beech Ward | 4999763648 | 19 | NHS CHESHIRE CCG | CHESHIRE EAST COUNCIL | 28/12/23 | | 21 | Green | 17/01/24 | |
| Beech Ward | 6002660712 | 26 | NHS CHESHIRE CCG | CHESHIRE WEST AND CHESTER COUNCIL | 07/11/23 | | 72 | Green | 17/01/24 | |
| Beech Ward | 6106995834 | 34 | NHS CHESHIRE CCG | CHESHIRE WEST AND CHESTER COUNCIL | 14/12/23 | | 35 | Green | 17/01/24 | |
| Beech Ward | 6107075283 | 58 | NHS WIRRAL CCG | WIRRAL BOROUGH COUNCIL | 30/08/23 | | 141 | Green | 17/01/24 | |
| Beech Ward | 6107341455 | 31 | NHS WIRRAL CCG | CHESHIRE WEST AND CHESTER COUNCIL | 17/11/23 | | 62 | Red | 17/01/24 | Waiting for placement confirmation |
| Beech Ward | 6120173641 | 38 | NHS CHESHIRE CCG | CHESHIRE WEST AND CHESTER COUNCIL | 12/01/24 | | 6 | Green | 17/01/24 | |
| Beech Ward | 6120478418 | 31 | NHS CHESHIRE CCG | CHESHIRE WEST AND CHESTER COUNCIL | 27/11/23 | | 52 | Red | 17/01/24 | Waiting for placement confirmation |
| Beech Ward | 6120598790 | 49 | NHS CHESHIRE CCG | CHESHIRE WEST AND CHESTER COUNCIL | 16/11/23 | | 63 | Red | 17/01/24 | On leave |
| Beech Ward | 6121000244 | 47 | NHS CHESHIRE CCG | CHESHIRE WEST AND CHESTER COUNCIL | 16/11/23 | | 63 | Green | 17/01/24 | |
| Beech Ward | 6123935267 | 57 | NHS CHESHIRE CCG | CHESHIRE EAST COUNCIL | 06/10/23 | | 104 | Red | 17/01/24 | Waiting for placement confirmation |
| Beech Ward | 6128809391 | 58 | NHS CHESHIRE CCG | CHESHIRE WEST AND CHESTER COUNCIL | 15/12/23 | | 34 | Green | 17/01/24 | |
| Beech Ward | 6128856225 | 51 | NHS CHESHIRE CCG | CHESHIRE WEST AND CHESTER COUNCIL | 19/09/23 | | 121 | Red | 17/01/24 | Waiting for placement confirmation |
| Beech Ward | 6349799984 | 25 | NHS CHESHIRE CCG | CHESHIRE WEST AND CHESTER COUNCIL | 01/09/23 | ! | 139 | Red | 17/01/24 | Waiting for placement confirmation |
| Beech Ward | 6387118867 | 24 | NHS WIRRAL CCG | WIRRAL BOROUGH COUNCIL | 12/01/24 | | 6 | Green | 17/01/24 | |
| Beech Ward | 6388142192 | 25 | NHS CHESHIRE CCG | CHESHIRE WEST AND CHESTER COUNCIL | 07/12/23 | | 42 | Green | 17/01/24 | |
| Brackendale Ward | 4270595663 | 88 | NHS WIRRAL CCG | WIRRAL BOROUGH COUNCIL | 27/10/23 | | 83 | Red | 17/01/24 | Waiting for placement confirmation |
| Brackendale Ward | 4368942981 | 85 | NHS WIRRAL CCG | WIRRAL BOROUGH COUNCIL | 13/09/23 | | 127 | Green | 17/01/24 | |
| Brackendale Ward | 4389727273 | 85 | NHS WIRRAL CCG | WIRRAL BOROUGH COUNCIL | 05/11/23 | | 74 | Red | 17/01/24 | Waiting for placement confirmation |
| Brackendale Ward | 4406310703 | 83 | NHS WIRRAL CCG | WIRRAL BOROUGH COUNCIL | 22/12/23 | | 27 | Green | 17/01/24 | |
| Brackendale Ward | 4406448985 | 83 | NHS WIRRAL CCG | WIRRAL BOROUGH COUNCIL | 05/01/24 | | 13 | Green | 17/01/24 | |
| Brackendale Ward | 4409051334 | 80 | NHS WIRRAL CCG | WIRRAL BOROUGH COUNCIL | 05/04/23 | | 288 | Red | 17/01/24 | Waiting for placement confirmation |
| Brackendale Ward | 4521262368 | 76 | NHS WIRRAL CCG | WIRRAL BOROUGH COUNCIL | 29/08/23 | | 142 | Green | 17/01/24 | |
| Brackendale Ward | 4521269001 | 76 | NHS WIRRAL CCG | WIRRAL BOROUGH COUNCIL | 14/12/23 | | 35 | Green | 17/01/24 | |
| Brackendale Ward | 4521312144 | 74 | NHS CHESHIRE CCG | CHESHIRE WEST AND CHESTER COUNCIL | 19/07/23 | | 183 | Red | 17/01/24 | Waiting for placement confirmation |



Current CWP Inpatients - CRFD Detail



Cheshire and Wirral
Partnership
NHS Foundation Trust

| Ward | NHS Number | Current Age | Current Place | Current Local Authority | Admission Date | Days until delayed | CRFD start | CRFD delayed days | Reason for delay | Total Length of Stay |
|------------------|------------|-------------|----------------------------------|---------------------------------------|----------------|--------------------|------------|-------------------|--|----------------------|
| Beech Ward | 4993295626 | 33 | NHS CHESHIRE CCG | CHESHIRE WEST AND CHESTER COUNCIL | 10/05/23 | 128 | 15/09/23 | 125 | Awaiting further non-acute care | 253 |
| Beech Ward | 6349799984 | 25 | NHS CHESHIRE CCG | CHESHIRE WEST AND CHESTER COUNCIL | 01/09/23 | 0 | 01/09/23 | 139 | Housing - Awaiting supported accommodation | 139 |
| Brooklands Ward | 6129044380 | 54 | NHS STOKE ON TRENT CCG | | 07/08/23 | 36 | 12/09/23 | 128 | Housing - Awaiting supported accommodation | 164 |
| Eastway A&T Ward | 4044091137 | 28 | NHS CHORLEY AND SOUTH RIBBLE CCG | LANCASHIRE COUNTY COUNCIL | 13/09/22 | 78 | 30/11/22 | 414 | Housing - Awaiting supported accommodation | 492 |
| Eastway A&T Ward | 6301442601 | 60 | NHS WIRRAL CCG | WIRRAL BOROUGH COUNCIL | 14/11/22 | 28 | 12/12/22 | 402 | Housing - Awaiting supported accommodation | 430 |
| Eastway A&T Ward | 6460330018 | 18 | NHS TRAFFORD CCG | TRAFFORD METROPOLITAN BOROUGH COUNCIL | 03/10/23 | 71 | 13/12/23 | 36 | Awaiting care package in own home | 107 |
| Lakefield Ward | 4304594257 | 28 | NHS CHESHIRE CCG | CHESHIRE EAST COUNCIL | 22/07/23 | 96 | 26/10/23 | 84 | Awaiting further non-acute care | 180 |
| Lakefield Ward | 4540725254 | 73 | NHS CHESHIRE CCG | CHESHIRE WEST AND CHESTER COUNCIL | 08/08/23 | 72 | 19/10/23 | 91 | Awaiting care coordinator allocation | 163 |
| Lakefield Ward | 6120896414 | 33 | NHS CHESHIRE CCG | CHESHIRE EAST COUNCIL | 24/02/23 | 92 | 27/05/23 | 236 | Housing - Awaiting supported accommodation | 328 |
| Maple Ward | 6107904123 | 47 | NHS CHESHIRE CCG | CHESHIRE WEST AND CHESTER COUNCIL | 10/07/20 | 1155 | 08/09/23 | 132 | Awaiting Care Home Without Nursing placement or availability | 1287 |
| Mulberry Ward | 6187276825 | 53 | UNKNOWN COMMISSIONER | CHESHIRE EAST COUNCIL | 09/10/23 | 51 | 29/11/23 | 50 | Housing - Awaiting supported accommodation | 101 |
| Mulberry Ward | 6360830620 | 29 | NHS CHESHIRE CCG | CHESHIRE EAST COUNCIL | 15/08/23 | 56 | 10/10/23 | 100 | Housing - Awaiting supported accommodation | 156 |
| Mulberry Ward | 6499359580 | 51 | NHS MANCHESTER CCG | MANCHESTER CITY COUNCIL | 15/05/23 | 0 | 15/05/23 | 248 | Awaiting Care Home With Nursing placement or availability | 248 |
| Rosewood Ward | 4400205835 | 52 | NHS WIRRAL CCG | WIRRAL BOROUGH COUNCIL | 15/10/20 | 552 | 20/04/22 | 638 | Patient or Family choice - Care package in own home | 1190 |
| Rosewood Ward | 6120045325 | 31 | NHS CHESHIRE CCG | CHESHIRE WEST AND CHESTER COUNCIL | 07/02/23 | 22 | 01/03/23 | 323 | Housing - Awaiting supported accommodation | 345 |
| Rosewood Ward | 6121063211 | 43 | NHS CHESHIRE CCG | CHESHIRE WEST AND CHESTER COUNCIL | 10/11/20 | 629 | 01/08/22 | 535 | Housing - Awaiting supported accommodation | 1164 |
| Rosewood Ward | 6392277382 | 24 | NHS CHESHIRE CCG | CHESHIRE WEST AND CHESTER COUNCIL | 09/02/23 | 0 | 09/02/23 | 343 | Awaiting further non-acute care | 343 |
| Rosewood Ward | 6439590553 | 23 | NHS CHESHIRE CCG | CHESHIRE WEST AND CHESTER COUNCIL | 02/07/22 | 135 | 14/11/22 | 430 | Housing - Awaiting supported accommodation | 565 |
| Rosewood Ward | 6516273286 | 23 | NHS CHESHIRE CCG | CHESHIRE WEST AND CHESTER COUNCIL | 19/07/22 | 374 | 28/07/23 | 174 | Housing - Awaiting supported accommodation | 548 |
| Silk Ward | 4523074127 | 64 | NHS CHESHIRE CCG | CHESHIRE EAST COUNCIL | 23/06/23 | 90 | 21/09/23 | 119 | Awaiting Care Home With Nursing placement or availability | 209 |